




Aquarius Jacket

This is an official warning! There are a lot of points and curves in this pattern -- there are even curves going over points! This pattern was not designed to be easy - it was designed to be a work of art. The Kimono Styling makes for very easy fitting, so you can turn your attention to creating a masterpiece. While the Aquarius will be a great jacket to wear, it would look fabulous displayed as a work of art on your wall. Get ready for Curves Ahead!



Yardage Requirements			S	M	L	XL
			(4-6)	(8-10)	(12-14)	(16-18)
Main Fabric		45"	3 ² / ₃ yds	3 ² / ₃ yds	3 ³ / ₄ yds	3 ³ / ₄ yds
Accent Fabric		45"	1 ³ / ₄ yds	1 ³ / ₄ yds	1 ³ / ₄ yds	1 ³ / ₄ yds
Accent Fabric		45"	1 ⁷ / ₈ yds	1 ⁷ / ₈ yds	1 ⁷ / ₈ yds	1 ⁷ / ₈ yds
Lining		45"	3 yds	3 yds	3 yds	3 yds
	<i>Must be 57" or greater</i>	60"	1 ¹ / ₂ yds	1 ¹ / ₂ yds	1 ¹ / ₂ yds	1 ¹ / ₂ yds
Inner-Lining (Flannel suggested)		45"	3 yds	3 yds	3 yds	3 yds
Interfacing (for Facings)		33"	1 yd	1 yd	1 yd	1 yd

 Includes Facings

Notions - 2 (Two) 1" Buttons

Finished Measurements

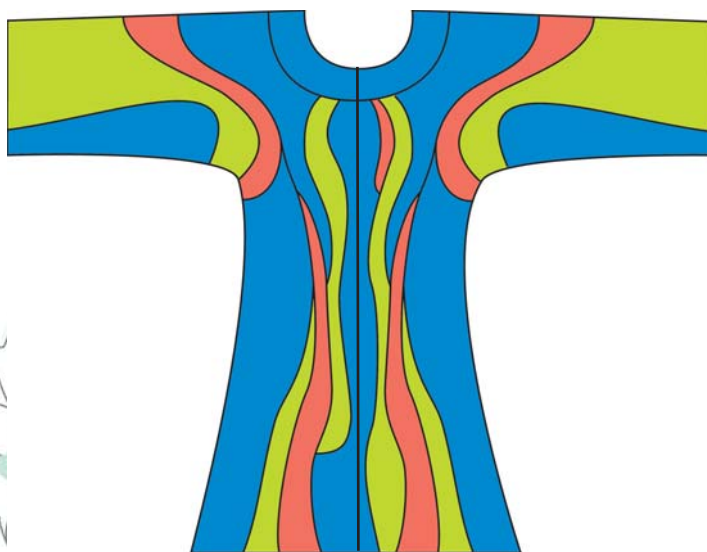
	S	M	L	XL
Back Length	27"	27 ¹ / ₂ "	28"	28 ¹ / ₂ "
Bust	43"	45"	48"	52"
Waist	39 ¹ / ₂ "	41 ¹ / ₂ "	44 ¹ / ₂ "	48 ¹ / ₂ "
Hip (9" down)	43"	45"	48"	52"

Thoughts on Innerlining

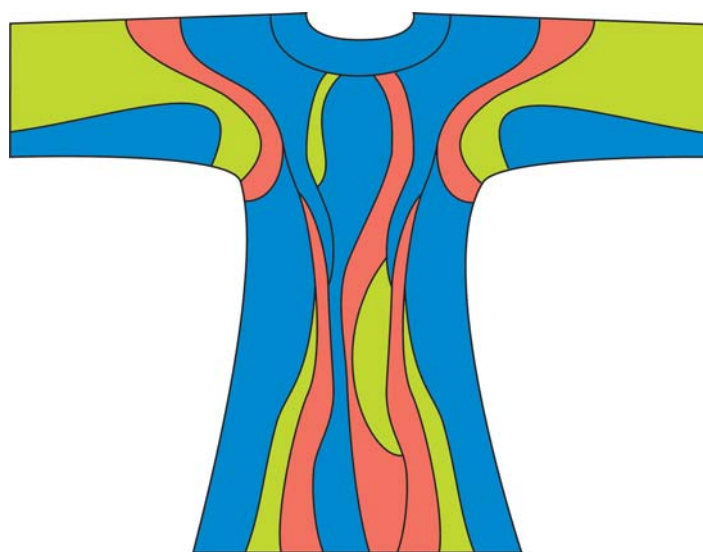
A muslin innerlining will give you a medium weight finished coat, while flannel will give you a softer finished effect.

Remember to preshrink well!

Cover model is innerlined with flannel.



Front



Back

This pattern and all instructions is copyrighted 2009 by Brensan Studios and The Brensan Group, LLC.

All rights reserved. Please contact for permission to reprint any portion hereof.

Brensan Studios™ #532 - 8912 E. Pinnacle Peak Rd F-9 - Scottsdale, AZ 85255

Website: www.brensan.com