

Fundamental Vests - Times 5

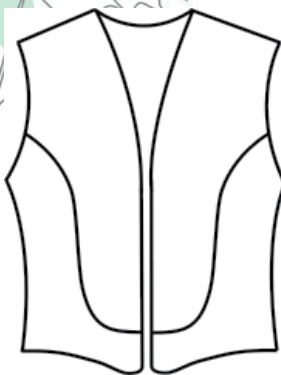
Yes, 5. We've included 4 variations of a basic vest in this pattern, as well as a one-piece front/back vest which is perfect for whole-cloth techniques where a simple pattern is required. Set your imagination free with these basic styles - add a fiber fringe at the yoke of the Gentle Curves pattern, or hang tassels from the back of the Western Style. The Asian Flair version is perfect for large-scale prints. We've also included a bonus pocket, but you'll have to peek inside to see the surprise! Complete directions are included for fitting a vest and for making/applying piping and binding.



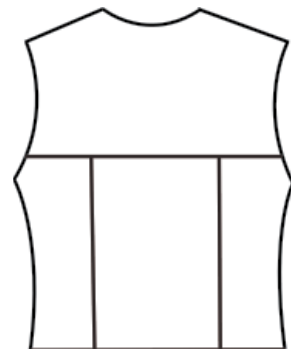
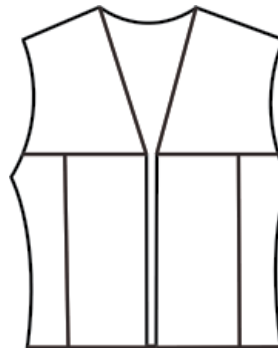
Traditional Western



Gentle Curves



Asian Flair



Divided Box Style

Yardage Requirements

Vests - All Views

	S	M	L	XL
Fabric	¾ yd	1 yd	1 yd	1 yd
Piping Fabric	1 yd	1 yd	1 yd	1 yd
Lining w/Pockets	1½ yds	1½ yds	1½ yds	1½ yds
Piping Filler 1/8"	6 yds	6 yds	6 yds	6 yds
Underlining or Interfacing	¾ yd	1 yd	1 yd	1 yd

Notions

Asian Flair - Chinese Frogs (2) or (4) 5/8" buttons

Western and Curves - (4) 5/8" buttons and (2) 1/2" buttons

Divided Box - (4) 5/8" buttons

This pattern and all instructions is copyrighted by Brensan Studios and The Brensan Group, LLC.

All rights reserved. Please contact for permission to reprint any portion hereof.

Brensan Studios™ #532 - 8912 E. Pinnacle Peak Rd F-9 - Scottsdale, AZ 85255

Website: www.brensan.com