

Hip-Length Panel Vest

Set your imagination free with this versatile panel vest pattern. Showcase your favorite fabric or technique on 10 different panels! Vest fronts meet at center front creating perfect design for decorative Chinese Frogs or Buckle closures. Suitable for beginners to advanced, the contemporary styling makes this a versatile design compatible with today's fashions.


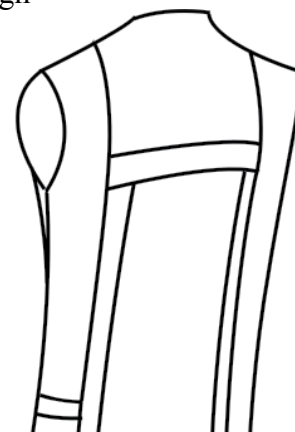
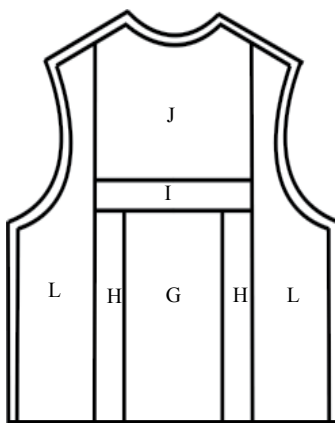
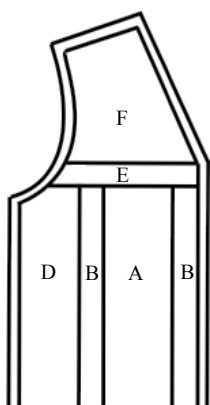
Yardage Requirements

These requirements are based on using a single piece of fabric for each panel. All panels can be cut on the crosswise grain except F&J. If you are planning on piecing or exploring other creative paths, please allow for extra fabric.

	S	M	L	XL
A & G	1/3 yd	1/2 yd	1/2 yd	1/2 yd
B & H	1/2 yd	1/2 yd	1/2 yd	1/2 yd
D & L	1/2 yd	1/2 yd	1/2 yd	1/2 yd
E & I	1/3 yd	1/3 yd	1/3 yd	1/3 yd
F & J	1/3 yd	1/2 yd	1/2 yd	1/2 yd
Back Length	21"	21 1/2"	22"	22 1/2"
Lining *	1 1/3 yd	1 1/2 yd	1 3/4 yd	1 3/4 yd
Insert Strips (all sizes)	1/2 yd			
Piping/Binding (all sizes)	1 yd			

Notions

Chinese Frog or other Decorative Closures (2) or 4 buttons (short version). Underlining fabric - 2 1/2 yards (45")



This pattern and all instructions is copyrighted by Brensan Studios and The Brensan Group, LLC.

All rights reserved. Please contact for permission to reprint any portion hereof.

Brensan Studios™ #532 - 8912 E. Pinnacle Peak Rd F-9 - Scottsdale, AZ 85255

Website: www.brensan.com