

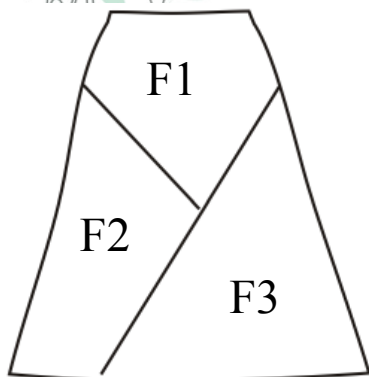
# Santiago Skirt

A very easy, fundamental, mix&match pattern that will add many dimensions to your wardrobe. Make it in 1 fabric, 2 fabrics or even 3 fabrics - make it knee-length or boot-length. Combine the Santiago with the Panama Pull-Over for a complete Coordinated Outfit. Boot-length version does need a fabric with more drape such as rayon, tencels, wools, etc.

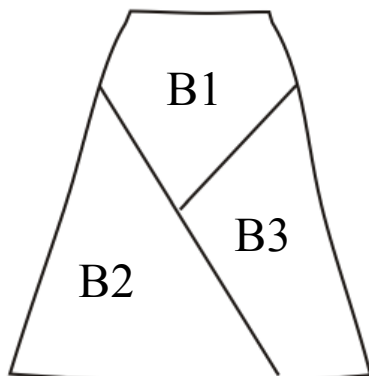


Yardage Requirements		S	M	L	XL	
<b>** Assumes Non-directional</b>		(4-6)	(8-10)	(12-14)	(16-18)	
<b>View 1</b>	<b>Knee (each of 3 fabrics) **</b>	45"	2/3 yd	3/4 yd	3/4 yd	1 yd
	<b>Knee - 2 Fabric</b>					
	F1/F2 & B1/B3	45"	1 yd	1 1/4 yd	1 1/4 yd	1 1/2 yd
	F3 & B2	45"	2/3 yd	2/3 yd	1 yd	1 yd
<b>Knee - 1 Fabric</b>		45"	1 1/2 yd	1 3/4 yd	1 3/4 yd	2 yd
<b>View 2</b>	<b>Boot (each of 4 fabrics) **</b>	45"	1 yd	1 yd	1 yd	1 yd
	<b>Boot - 2 Fabrics</b>					
	F1/F4 & B1/B6	45"	1 1/4 yd	1 1/3 yd	1 1/2 yd	1 2/3 yd
	F5/F6 & B4/B5	45"	1 1/3 yd	1 1/3 yd	1 1/2 yd	1 1/2 yd
	<b>Boot - 1 Fabric</b>	45"	2 yd	2 1/4 yd	2 1/2 yd	2 1/2 yd

**NOTIONS**  
1/2" Elastic - waist measurement plus a few inches - Extra if needed for testing.

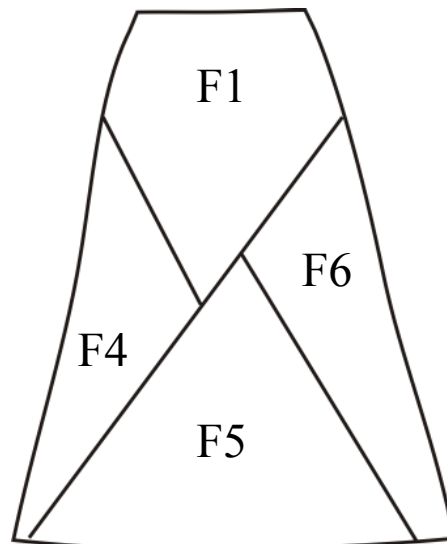


Knee Length - Front

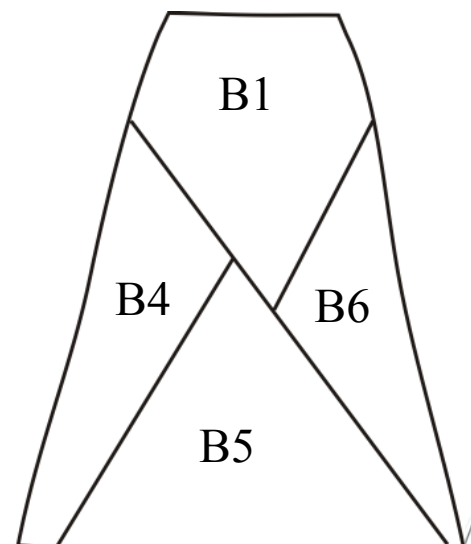


Knee Length - Back

Finished Measurements	XS	S	M	L	XL
Waist (Elastic)	37"	39"	41"	44"	48"
Hip	38"	40"	42"	45"	49"
Length - Views 1	22"	22 1/2"	23"	23 1/2"	24"
Length - Views 2	30"	30 1/2"	31"	31 1/2"	32"



Boot Length - Front



Boot Length - Back

This pattern and all instructions is copyrighted 2009 by Brensan Studios and The Brensan Group, LLC. All rights reserved. Please contact for permission to reprint any portion hereof.

Brensan Studios™ 8912 E. Pinnacle Peak Rd. F-9 #532 - Scottsdale, AZ 85255  
Website: www.brensan.com